

Kinetics and Mechanisms of Bromine Chloride Reactions with Bromite and Chlorite Ions

Ihab N. Odeh, Jeffrey S. Nicoson, Kara E. Huff Hartz, and Dale W. Margerum*

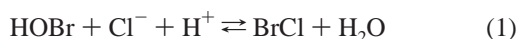
Department of Chemistry, Purdue University, West Lafayette, Indiana 47907

Received July 27, 2004

Chloride ion catalyzes the reactions of HOBr with bromite and chlorite ions in phosphate buffer ($p[H^+]$ 5 to 7). Bromine chloride is generated in situ in small equilibrium concentrations by the addition of excess Cl^- to HOBr. In the $BrCl/ClO_2^-$ reaction, where ClO_2^- is in excess, a first-order rate of formation of ClO_2 is observed that depends on the HOBr concentration. The rate dependencies on ClO_2^- , Cl^- , H^+ , and buffer concentrations are determined. In the $BrCl/BrO_2^-$ reaction where $BrCl$ is in pre-equilibrium with the excess species, HOBr, the loss of absorbance due to BrO_2^- is followed. The dependencies on Cl^- , HOBr, H^+ , and HPO_4^{2-} concentrations are determined for the $BrCl/BrO_2^-$ reaction. In the proposed mechanisms, the $BrCl/ClO_2^-$ and $BrCl/BrO_2^-$ reactions proceed by Br^+ transfer to form steady-state levels of $BrOCIO$ and $BrOBrO$, respectively. The rate constant for the $BrCl/ClO_2^-$ reaction (k_2^{Cl}) is $5.2 \times 10^6 M^{-1} s^{-1}$ and for the $BrCl/BrO_2^-$ reaction (k_2^{Br}) is $1.9 \times 10^5 M^{-1} s^{-1}$. In the $BrCl/ClO_2^-$ case, $BrOCIO$ reacts with ClO_2^- to form two ClO_2 radicals and Br^- . However, the hydrolysis of $BrOBrO$ in the $BrCl/BrO_2^-$ reaction leads to the formation of BrO_3^- and Br^- .

Introduction

Bromine chloride, $BrCl$, is a very reactive species that is of relevance to several environmental and chemical areas. Tropospheric ozone depletion in the Arctic region at sunrise is dependent in part on $BrCl$.¹ Also, the formation of BrO_3^- , a known carcinogen, in bromide-containing water is attributed to $BrCl$ reaction with hypochlorite ion.² Recently, studies of $BrCl$ reactions have been conducted to gain a better understanding of its chemistry. These include its hydrolysis (eq 1)^{3–5} and its reactions with $N_2H_5^+$,⁶ $HOCl$,² $HOBr$,² p -xylene,⁷ and ascorbic acid.⁸



Many kinetic studies of chlorite reactions have been performed over the years;^{9–13} however, only a few bromite

reactions have been examined because of the limited commercial availability of sodium bromite.^{14–16} A recent bromite preparation and purification method¹⁷ has permitted the investigation of several systems including BrO_2^- reactions with O_3 ,¹⁸ $S(IV)$,¹⁹ ClO_2 ,¹⁷ $HOCl$,²⁰ and $HOBr$.²¹

In the present study the reactions of $BrCl$ with ClO_2^- and BrO_2^- are investigated in the $p[H^+]$ range of 5 to 7 by stopped-flow spectroscopy. We propose that both reactions proceed through $BrOXO$ ($X = Cl$ or Br) intermediates

* Author to whom correspondence should be addressed. E-mail: margerum@purdue.edu.

- (1) Spicer, C. W.; Plastringe, R. A.; Fodter, K. L.; Finlayson-Pitts, B. J.; Bottenheim, J. W.; Grannas, A. M.; Shepson, P. B. *Atmos. Environ.* **2002**, *36*, 2721–2731.
- (2) Margerum, D. W.; Huff Hartz, K. E. *J. Environ. Monit.* **2002**, *4*, 20–26.
- (3) Wang, T. X.; Kelley, M. D.; Cooper, J. N.; Beckwith, R. C.; Margerum, D. W. *Inorg. Chem.* **1994**, *33*, 5872–5878.
- (4) Liu, Q.; Margerum, D. W. *Environ. Sci. Technol.* **2001**, *35*, 1127–1133.
- (5) Becker, R. H.; Bartlett, W. P.; Urbansky, E. T.; Margerum, D. W. *J. Chem. Soc., Dalton Trans.* **2002**, 695–700.
- (6) Jia, Z.; Salaita, M. G.; Margerum, D. W. *Inorg. Chem.* **2000**, *39*, 1974–1978.

- (7) Voudrias, E. A.; Reinhard, M. *Environ. Sci. Technol.* **1988**, *22*, 1049–1056.
- (8) Urbansky, E. T. *J. Environ. Monit.* **1999**, *1*, 471–476.
- (9) Masschelein, W. J.; Rice, R. G. *Chlorine Dioxide: Chemistry and Environmental Impact of Oxichlorine Compounds*; Ann Arbor Science: Ann Arbor, MI, 1979.
- (10) Johnson, R. W.; Edwards, J. O. *Inorg. Chem.* **1966**, *5*, 2073–2075.
- (11) Stanbury, D. M.; Lednický, L. A. *J. Am. Chem. Soc.* **1984**, *106*, 2847–2853.
- (12) Nagypál, I.; Epstein, I. R. *J. Phys. Chem.* **1986**, *90*, 6285–6292.
- (13) Fábán, I.; Gordon, G. *Inorg. Chem.* **1992**, *31*, 2144–2150.
- (14) Faria, R. de B.; Epstein, I. R.; Kustin, K. *J. Am. Chem. Soc.* **1992**, *114*, 7164–7171.
- (15) Lee, C. L.; Lister, M. W. *Can. J. Chem.* **1979**, *57*, 1524–1530.
- (16) Jhanji, A. K.; Gould, E. S. *Int. J. Chem. Kinet.* **1991**, *23*, 229–236.
- (17) Wang, L.; Nicoson, J. S.; Huff Hartz, K. E.; Francisco, J. S.; Margerum, D. W. *Inorg. Chem.* **2002**, *41*, 108–113.
- (18) Nicoson, J. S.; Wang, L.; Becker, R. H.; Huff Hartz, K. E.; Muller, C. E.; Margerum, D. W. *Inorg. Chem.* **2002**, *41*, 2975–2980.
- (19) Huff Hartz, K. E.; Nicoson, J. S.; Wang, L.; Margerum, D. W. *Inorg. Chem.* **2003**, *42*, 78–87.
- (20) Nicoson, J. S.; Perrone, T.; Huff Hartz, K. E.; Wang, L.; Margerum, D. W. *Inorg. Chem.* **2003**, *42*, 5818–5824.
- (21) Nicoson, J. S. Ph.D. Thesis, Purdue University, 2003.

analogous to those formed in the chloride-free HOBr/XO₂⁻ reactions.^{21,22}

Experimental Section

Reagents. All solutions were prepared with doubly deionized distilled water. HOBr solutions were prepared by adding liquid Br₂ slowly to ice-chilled 0.2 M NaOH solution with rapid stirring. Bromide was removed from the NaOBr solution by mixing the stock with AgOH solution (freshly prepared by adding AgNO₃ to NaOH) and filtering out AgBr.²³ NaOBr solutions were stored in a refrigerator. Bromide-free NaCl was prepared by mixing distilled bromide-free HCl with saturated NaOH followed by gravimetric standardization.⁵ NaClO₂ and NaBrO₂ were prepared and purified by methods described earlier.^{17,22} The stock NaBrO₂ is 63.4% pure by weight with 7.0% NaBrO₃, 1.3% NaBr, 1.9% Na₂SO₄, 14.1% NaOH, and 12.2% H₂O. Analytical-reagent grade NaH₂PO₄ (pK_a = 6.26)²² and Na₂HPO₄ were used without further purification. Ionic strength was adjusted to μ = 1.0 M with recrystallized NaClO₄.

pH Measurement. An Orion model 720A pH meter equipped with a Corning combination electrode was used for pH measurement. The electrode was calibrated with previously standardized HClO₄ and NaOH to correct pH to p[H⁺], where p[H⁺] = -log-[H⁺] and pK_w is 13.60 (25.0 °C, 1.0 M NaClO₄).²⁴

Spectrophotometry and Kinetics. A Perkin-Elmer Lambda 9 UV-vis-NIR spectrophotometer was used to standardize BrO₂⁻ (ε₂₉₅ = 115 M⁻¹ cm⁻¹),²⁵ ClO₂⁻ (ε₂₆₀ = 154 M⁻¹ cm⁻¹),²² and OBr⁻ (ε₃₂₉ = 332 M⁻¹ cm⁻¹).²⁶ An Applied PhotoPhysics SX18 MV stopped-flow spectrophotometer (APPSF, optical path length = 0.962 cm) equipped with a PD.1 photodiode array for simultaneous multiwavelength detection and a photomultiplier tube for single-wavelength detection was used in studying the kinetics of the reactions. The kinetics of the BrCl reaction with excess ClO₂⁻ were followed at the λ_{max} of the product, ClO₂ (ε₃₅₉ = 1230 M⁻¹ cm⁻¹),²² eqs 2–4. The term [HOBr]_T equals the sum of [HOBr] and [OBr⁻] in the absence of Cl⁻. Upon the addition of chloride,

$$-\frac{d[\text{HOBr}]_T}{dt} = k_{\text{obsd}}^{\text{Cl}}[\text{HOBr}]_T \quad (2)$$

$$-\frac{d[\text{HOBr}]_T}{dt} = k_{\text{I}}^{\text{Cl}}[\text{ClO}_2^-][\text{HOBr}]_T + k_{\text{II}}^{\text{Cl}}[\text{ClO}_2^-][\text{BrCl}] \quad (3)$$

$$k_{\text{obsd}}^{\text{Cl}} = k_{\text{I}}^{\text{Cl}}[\text{ClO}_2^-] + \alpha k_{\text{II}}^{\text{Cl}}[\text{ClO}_2^-] \quad (4)$$

low levels of the other nine species in Table 1 form, including the highly reactive BrCl. The α term is the BrCl concentration that forms relative to [HOBr]_T (eq 5) as will be discussed in a later section. The BrCl/BrO₂⁻ kinetics were studied by following the

$$\alpha = \frac{[\text{BrCl}]}{[\text{HOBr}]_T} \quad (5)$$

loss of BrO₂⁻ in the 240 to 245 nm region where [HOBr]_T is present in large excess with respect to BrO₂⁻ (eqs 6–8). SigmaPlot 8.0²⁷

Table 1. Equilibrium Constants for a System Containing HOBr, Br⁻, Cl⁻, and H⁺^a

reaction	equilibrium	constant values
BrCl + Cl ⁻ ⇌ BrCl ₂ ⁻	K ₁ ^{BrCl}	3.8 M ⁻¹
BrCl + H ₂ O ⇌ HOBr + Cl ⁻ + H ⁺	K _{h1}	1.3 × 10 ⁻⁴ M ²
Br ₂ + H ₂ O ⇌ HOBr + Br ⁻ + H ⁺	K _{h2}	6.1 × 10 ⁻⁹ M ²
Cl ₂ + H ₂ O ⇌ HOCl + Cl ⁻ + H ⁺	K _{h3}	1.04 × 10 ⁻³ M ²
BrCl + Cl ⁻ ⇌ Cl ₂ + Br ⁻	K ₈ ^{BrCl}	9.1 × 10 ⁻⁷
Br ₂ + Br ⁻ ⇌ Br ₃ ⁻	K ₄ ^{Br2}	16.1 M ⁻¹
Br ₂ + Cl ⁻ ⇌ Br ₂ Cl ⁻	K ₃ ^{Br2}	1.3 M ⁻¹
HOBr + Cl ⁻ ⇌ HOCl + Br ⁻	K ₇ ^{HOBr}	6.5 × 10 ⁻⁶
Cl ₂ + Cl ⁻ ⇌ Cl ₃ ⁻	K ₅ ^{Cl2}	0.18 M ⁻¹
HOBr ⇌ OBr ⁻ + H ⁺	pK _a ^{HOBr}	8.59
HOCl ⇌ OCl ⁻ + H ⁺	pK _a ^{HOCl}	7.47
BrCl + Br ⁻ ⇌ Br ₂ Cl ⁻	K ₂ ^{BrCl}	1.8 × 10 ⁴ M ⁻¹
Cl ₂ + Br ⁻ ⇌ BrCl ₂ ⁻	K ₆ ^{Cl2}	4.2 × 10 ⁶ M ⁻¹
BrCl + H ₂ O ⇌ HOCl + Br ⁻ + H ⁺	K _{h4}	8.7 × 10 ⁻¹⁰ M ²
2BrCl ⇌ Br ₂ + Cl ₂	K _D ^{BrCl}	7.6 × 10 ⁻³

^a Reference 4 and references within. All equilibrium constants are at 25 °C and μ = 1.0 M.

was used for regression analysis, and MathCad 8²⁸ was used for complex algebraic treatments.

$$-\frac{d[\text{HOBr}]_T}{dt} = k_{\text{obsd}}^{\text{Br}}[\text{BrO}_2^-] \quad (6)$$

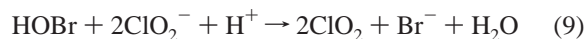
$$-\frac{d[\text{HOBr}]_T}{dt} = k_{\text{I}}^{\text{Br}}[\text{HOBr}]_T[\text{BrO}_2^-] + k_{\text{II}}^{\text{Br}}[\text{BrCl}][\text{BrO}_2^-] \quad (7)$$

$$k_{\text{obsd}}^{\text{Br}} = k_{\text{I}}^{\text{Br}}[\text{HOBr}]_T + \alpha k_{\text{II}}^{\text{Br}}[\text{HOBr}]_T \quad (8)$$

Product Analysis. A Dionex DX-500 chromatograph was used to identify the products of the BrCl/BrO₂⁻ reaction by a method similar to EPA 300.1.²⁹ Samples were injected via an autosampler (AS 40) through a 25 μL injection loop onto quaternary amine anion-exchange guard (AG9 HC) and separation (AS9 HC) columns. Analytes were eluted with 9 mM Na₂CO₃ at a flow rate of 1.0 mL/min. Gas-assisted suppressed-conductivity detection (ED 40), with an ASRS-Ultra suppressor in the self-regenerating mode and a current of 100 mA, was used to determine the analytes. Residual NaOBr was removed by the addition of Na₂SO₃ to each sample immediately prior to injection to prevent column damage.³⁰

Results and Discussion

Chloride Catalysis of HOBr/ClO₂⁻ Reaction via a BrCl Intermediate. The reaction of HOBr with ClO₂⁻ is known to produce ClO₂ with an established stoichiometry (eq 9).²² The reaction kinetics are on the stopped-flow time scale. Our



studies show a large increase in the reaction rate even with millimolar levels of Cl⁻. We assign this acceleration to BrCl because we know it is a highly reactive species² and chloride is not. We also know that BrCl forms readily from HOBr and Cl⁻ (eq 1).^{3–5} The large chloride acceleration levels off when [Cl⁻] is ~0.1 M. This is consistent with a mechanism where BrCl and ClO₂⁻ react to produce BrOClO as a steady-

(28) MathCad 8 for Windows; MathSoft: Cambridge, MA, 1998.

(29) EPA Method 300.1; U.S. EPA: Cincinnati, OH, 1997.

(30) Liu, Q. Ph.D. Thesis, Purdue University, 2000.

(22) Furman, C. S.; Margerum, D. W. *Inorg. Chem.* **1998**, *37*, 4321–4327.

(23) Noszticzius, Z.; Noszticzius, E.; Schelly, Z. A. *J. Phys. Chem.* **1983**, *87*, 510–524.

(24) Mollino, M.; Melios, C.; Tongolli, J. O.; Luchiaro, L. C.; Jafelicci, M. *J. Electroanal. Chem. Interfacial Electrochem.* **1979**, *105*, 237–246.

(25) Lee, C. L.; Lister, M. W. *Can. J. Chem.* **1971**, *49*, 2822–2826.

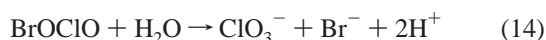
(26) Troy, R. C.; Margerum, D. W. *Inorg. Chem.* **1991**, *30*, 3538–3543.

(27) SigmaPlot 8.0 for Windows; SPSS Inc.: Chicago, IL, 2002.

state species (eqs 10 and 11). BrOCIO as an intermediate has been proposed in an earlier study.²² Furman and



Margerum have found that BrOCIO can either hydrolyze or react with a chlorite ion as shown in eqs 12–14 and 11, respectively.



In the current study, the rate of ClO₂ formation is followed at 359 nm upon the addition of Cl⁻ where ClO₂⁻ is in large excess over HOBr to give ClO₂ as the main product. Data collected with the photodiode array APPSF confirm that ClO₂ is a product of the reaction (Figure 1a). The large absorbance band at lower wavelengths is due to chlorite that is present in large excess, $\epsilon_{260} = 154 \text{ M}^{-1} \text{ cm}^{-1}$.²² The ClO₂ formation follows first-order kinetics whether Cl⁻ is present or absent. However, the presence of chloride ion leads to a greater rate of ClO₂ formation (Figure 1b). Subtraction of the rate constant for the uncatalyzed HOBr/ClO₂⁻ reaction ($k_{\text{HOBr/ClO}_2^-}^{\text{Cl}} = k_1^{\text{Cl}} [\text{ClO}_2^-]$) from the observed rate constant ($k_{\text{obsd}}^{\text{Cl}}$) yields a rate constant that we attribute to the BrCl/ClO₂⁻ reaction ($k_{\text{BrCl}}^{\text{Cl}} = \alpha k_{\text{II}}^{\text{Cl}} [\text{ClO}_2^-]$) as shown in eqs 15 and 16.

$$\alpha k_{\text{II}}^{\text{Cl}} [\text{ClO}_2^-] = k_{\text{obsd}}^{\text{Cl}} - k_1^{\text{Cl}} [\text{ClO}_2^-] \quad (15)$$

$$k_{\text{BrCl}}^{\text{Cl}} = k_{\text{obsd}}^{\text{Cl}} - k_{\text{HOBr/ClO}_2^-}^{\text{Cl}} \quad (16)$$

Figure 2a shows the saturation kinetics exhibited at high [Cl⁻]. An increase in ClO₂⁻ and H⁺ concentrations (Figures 3 and 4a) also increases the $k_{\text{BrCl}}^{\text{Cl}}$ values.

Small amounts of BrCl (<10⁻⁷ M) build up when HOBr is mixed with Cl⁻ under our experimental conditions. The dependence of the rate on [BrCl] requires an accurate evaluation of the [BrCl] relative to the total concentration of hypobromous acid and hypobromite, [HOBr]_T, (eq 5). The involvement of BrCl in a complex set of equilibria,⁴ Table 1, must be taken into account. We developed an equation (Supporting Information Appendix A) and used MathCad 8 to calculate the distribution of all of the species in the system based on the concentrations of total HOBr, Br⁻, Cl⁻, and H⁺ and the known equilibrium constants. This algorithm is an expansion of one established by Liu.³⁰ Our equation accounts for the effect of the Br⁻ formed on the distribution of the species shown in Table 1. Table 2 shows the levels of Cl₂, BrCl, and Br₂ that form as a function of chloride ion concentration under the conditions of the BrCl/ClO₂⁻ study. In the course of the reaction, Br⁻ forms as a product (eqs

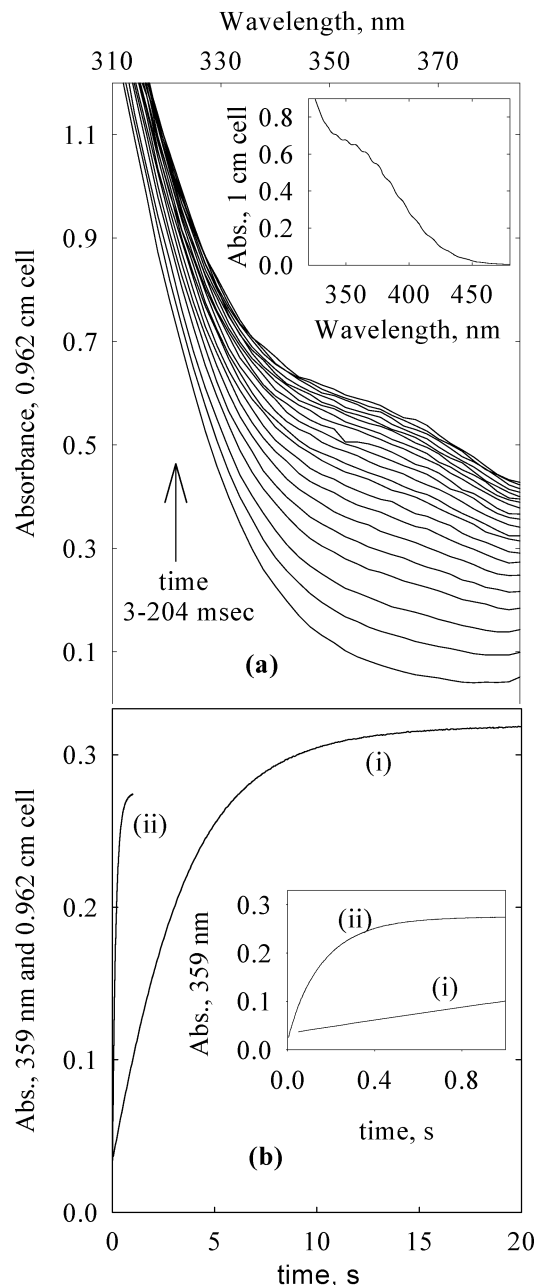


Figure 1. (a) APPSF photodiode array spectra of ClO₂ formation in the BrCl/ClO₂⁻ reaction: [Cl⁻] = 19.1 mM, [PO₄]_T = 5.0 mM, [HOBr]_T = 0.252 mM, [ClO₂⁻] = 28.3 mM, 25.0 °C, and $\mu = 1.0 \text{ M}$. The inset shows the typical absorption spectrum of the ClO₂ product measured with a narrow band-pass spectrophotometer. The large absorbance at lower wavelength is due to the excess species ClO₂⁻. (b) Kinetic traces for the first-order formation of ClO₂ in (i) 0.0 mM Cl⁻ and (ii) 0.192 M Cl⁻: [HOBr]_T = 0.114 mM, [ClO₂⁻] = 25 mM, [PO₄]_T = 5 mM, p[H⁺] = 6.68, 25.0 °C, $\mu = 1.0 \text{ M}$, and $\lambda = 359 \text{ nm}$. (i) $k_{\text{obsd}}^{\text{Cl}} = 0.30 \text{ s}^{-1}$ and (ii) $k_{\text{obsd}}^{\text{Cl}} = 6.10 \text{ s}^{-1}$.

11 and 14). We find that α is nearly constant throughout the reaction (Figure S1), which means that as [HOBr]_T decreases the BrCl concentration decreases. Figure S1 presents [HOBr]_T in descending order to reflect the consumption of HOBr during the course of the reaction.

The plot of $k_{\text{BrCl}}^{\text{Cl}}/\alpha$ versus [Cl⁻] (Figure 2b) shows that high [Cl⁻] suppresses the rate where $k_{\text{BrCl}}^{\text{Cl}}/\alpha$ is the rate constant for the BrCl/ClO₂⁻ reaction divided by the relative concentration of BrCl with respect to the total HOBr

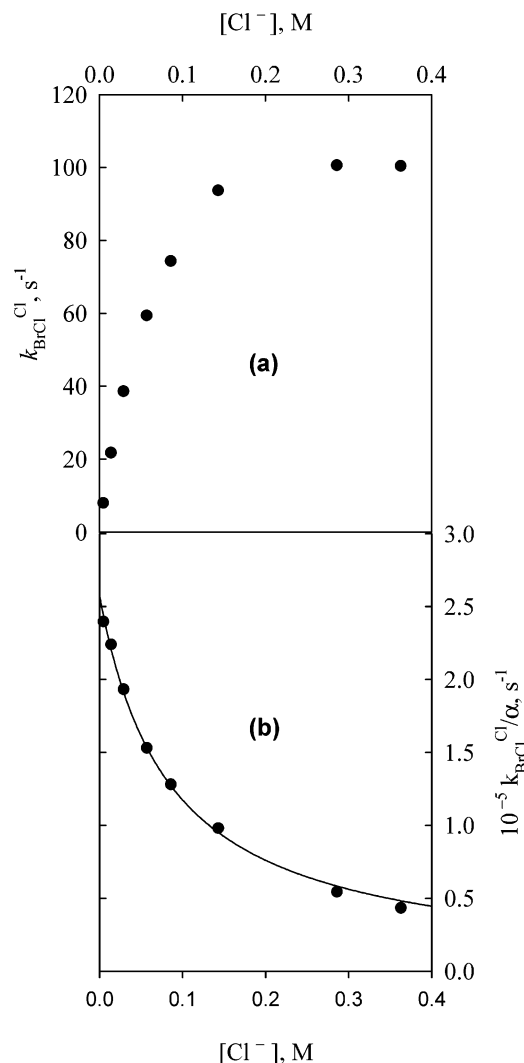


Figure 2. (a) Saturation behavior of the BrCl/ClO₂⁻ reaction upon the addition of Cl⁻. (b) Chloride ion suppression is observed after accounting for the relative concentration of BrCl (i.e., accounting for the α term). The solid line is a fit of the data to eq 20. Conditions: 49.25 mM ClO₂⁻, [HOBr]_T = 0.295 mM, p[H⁺] = 6.04, [PO₄]_T = 5.0 mM, 25.0 °C, μ = 1.0 M, and λ = 359 nm. $k_2^{\text{Cl}} = 5.2(1) \times 10^6 \text{ M}^{-1} \text{ s}^{-1}$, $k_{-2}^{\text{Cl}}/k_3 = 0.59(3)$.

Table 2. Concentration of Molecular Halogens in the Presence of Chloride Ion for BrCl/XO₂⁻ Reactions

Cl ⁻ , M	Cl ₂ , M	BrCl, M	Br ₂ , M	$\alpha = [\text{BrCl}]/[\text{HOBr}]_T$
BrCl/ClO ₂ ⁻ Reaction ^a				
1.0×10^{-3}	1.21×10^{-12}	2.01×10^{-9}	5.81×10^{-8}	7.04×10^{-6}
5.0×10^{-3}	1.35×10^{-11}	1.00×10^{-8}	1.29×10^{-7}	3.50×10^{-5}
1.00×10^{-2}	3.81×10^{-11}	1.99×10^{-8}	1.81×10^{-7}	6.96×10^{-5}
3.00×10^{-2}	1.96×10^{-10}	5.9×10^{-8}	3.07×10^{-7}	2.06×10^{-4}
5.00×10^{-2}	4.21×10^{-10}	9.75×10^{-8}	3.91×10^{-7}	3.41×10^{-4}
BrCl/BrO ₂ ⁻ Reaction ^b				
1.0×10^{-3}	2.49×10^{-12}	1.51×10^{-8}	1.59×10^{-6}	3.26×10^{-6}
5.0×10^{-3}	2.78×10^{-11}	7.55×10^{-8}	3.55×10^{-6}	1.63×10^{-5}
1.00×10^{-2}	7.87×10^{-11}	1.51×10^{-7}	5.01×10^{-6}	3.25×10^{-5}
3.00×10^{-2}	4.09×10^{-10}	4.51×10^{-7}	8.60×10^{-6}	9.71×10^{-4}
5.00×10^{-2}	8.81×10^{-10}	7.48×10^{-7}	1.10×10^{-5}	1.61×10^{-4}

^a [HOBr]_T = 0.28 mM, p[H⁺] = 6.04, μ = 1.0 M, and 25.0 °C.

^b [HOBr]_T = 4.64 mM, p[H⁺] = 6.37, μ = 1.0 M, and 25.0 °C.

concentration. Also, $k_{\text{BrCl}}^{\text{Cl}}/\alpha$ versus [ClO₂⁻] yields a quadratic dependence in [ClO₂⁻] (Figure 3). After correction for the relative [BrCl], the rate constant for the BrCl/ClO₂⁻ reaction shows no dependence in H⁺ concentration (Figure

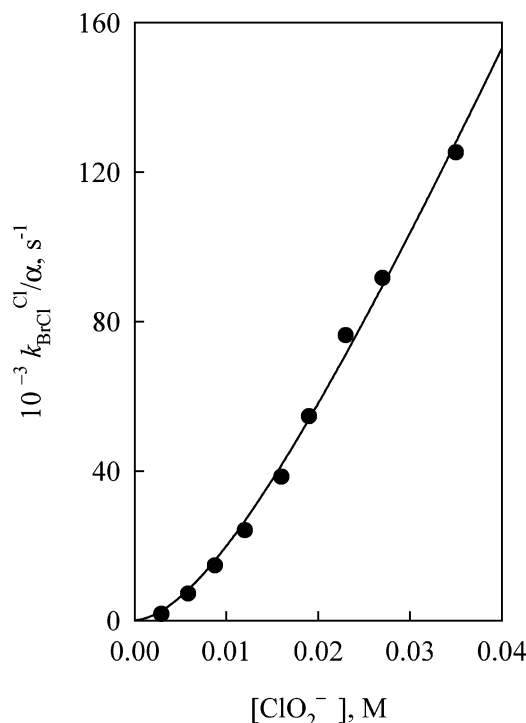
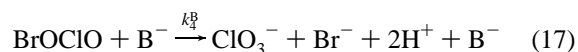


Figure 3. Greater than first-order dependence in [ClO₂⁻] for the rate constants of the BrCl/ClO₂⁻ reaction. The solid line is a fit of the data to eq 20. Conditions: [Cl⁻] = 37.6 mM, [HOBr]_T = 0.305 mM, [PO₄]_T = 5.0 mM, p[H⁺] = 6.01, 25.0 °C, and μ = 1.0 M.

4b). On the basis of these data, the mechanism in eqs 10, 11, and 17 is proposed. The term B⁻ in eq 17 represents all bases that catalyze BrOCIO hydrolysis including H₂O, OH⁻,



and HPO₄²⁻. Treating BrOCIO as a steady-state species leads to eq 18. The solid lines in Figures 2b and 3 show that the experimental data fit well to eq 18.

$$\frac{k_{\text{BrCl}}^{\text{Cl}}}{\alpha} = \frac{k_2^{\text{Cl}}[\text{ClO}_2^-] \left([\text{ClO}_2^-] + \frac{k_4^{\text{B}}[\text{B}]}{k_3} \right)}{\frac{k_{-2}^{\text{Cl}}}{k_3}[\text{Cl}^-] + [\text{ClO}_2^-] + \frac{k_4^{\text{B}}[\text{B}]}{k_3}} \quad (18)$$

On the basis of the dependence in [Cl⁻], the rate constants obtained are $k_2^{\text{Cl}} = 5.2(1) \times 10^6 \text{ M}^{-1} \text{ s}^{-1}$ and $k_{-2}^{\text{Cl}}/k_3 = 0.59(3)$. Although Cl⁻ accelerates the HOBr/ClO₂⁻ reaction because of BrCl production, high levels of Cl⁻ suppress this acceleration (Figure 2b), as can be seen in eq 18. The results obtained for the [ClO₂⁻] dependence are in agreement with those in the [Cl⁻] plot. The yield of ClO₂ from the HOBr/ClO₂⁻ reaction is dependent on the concentration of the buffer (Figure 5). On the basis of the percent of ClO₂ formed and using eq 19, $k_4^{\text{HPO}_4}/k_3$ is 0.19 and $k_4^{\text{H}_2\text{O}}/k_3$ is 1×10^{-4} M. In the study of the BrCl/ClO₂⁻ reaction, low

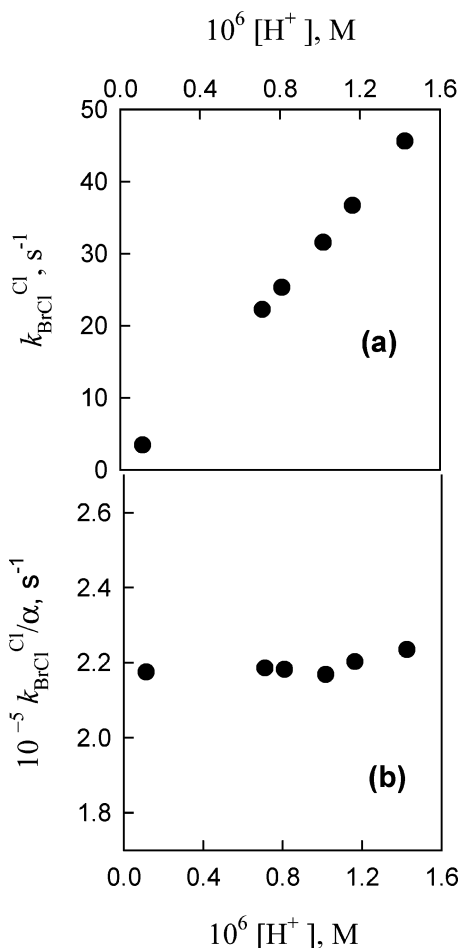


Figure 4. (a) Increase of $k_{\text{BrCl}}^{\text{Cl}}$ as a function of acid concentration. (b) Lack of acid effect on the $\text{BrCl}/\text{ClO}_2^-$ rate constants after accounting for the α term. Conditions: $[\text{ClO}_2^-] = 49.4 \text{ mM}$, $[\text{PO}_4]_{\text{T}} = 5.0 \text{ mM}$, $[\text{HOBr}]_{\text{T}} = 0.253 \text{ mM}$, 19.1 mM Cl^- , $25.0 \text{ }^\circ\text{C}$, $\mu = 1.0 \text{ M}$, and at 359 nm .

concentrations of phosphate and a high concentration of ClO_2^- are used to make the reaction in eq 11 the dominant pathway (relative to eq 17) for BrOClO loss. Thus, eq 18 is reduced to eq 20, which is used to calculate the k_2^{Cl} and k_{-2}/k_3 values. This explains the lack of effect of acid (Figure 4b) and buffer (Figure S4) on the $\text{BrCl}/\text{ClO}_2^-$ reactions. In fact, the acid dependence in Figure 4a is due to the formation of BrCl (eq 1) and to shifts in the other equilibria in Table 1. Division of k_{-2}^{Cl}/k_3 by the k_4^{B}/k_3 values obtained in Figure 5 gives relative rate constants for the reaction of BrOClO with Cl^- compared to the base-catalyzed hydrolysis reactions with values of $k_{-2}^{\text{Cl}}/k_4^{\text{H}_2\text{O}} = 5.9(3) \times 10^3 \text{ M}^{-1}$ and $k_{-2}^{\text{Cl}}/k_4^{\text{HPO}_4} = 3.1(2)$.

$$\% \text{ yield } \text{ClO}_2 = \frac{100(2k_3[\text{ClO}_2^-])}{2k_3[\text{ClO}_2^-] + k_4^{\text{HPO}_4}[\text{HPO}_4^{2-}] + k_4^{\text{H}_2\text{O}}} \quad (19)$$

$$\frac{k_{\text{BrCl}}^{\text{Cl}}}{\alpha} = \frac{k_2^{\text{Cl}}[\text{ClO}_2^-]^2}{\frac{k_{-2}}{k_3}[\text{Cl}^-] + [\text{ClO}_2^-]} \quad (20)$$

Chloride Catalysis of $\text{HOBr}/\text{BrO}_2^-$ Reaction via a BrCl Intermediate. The reaction of HOBr with BrO_2^- is known

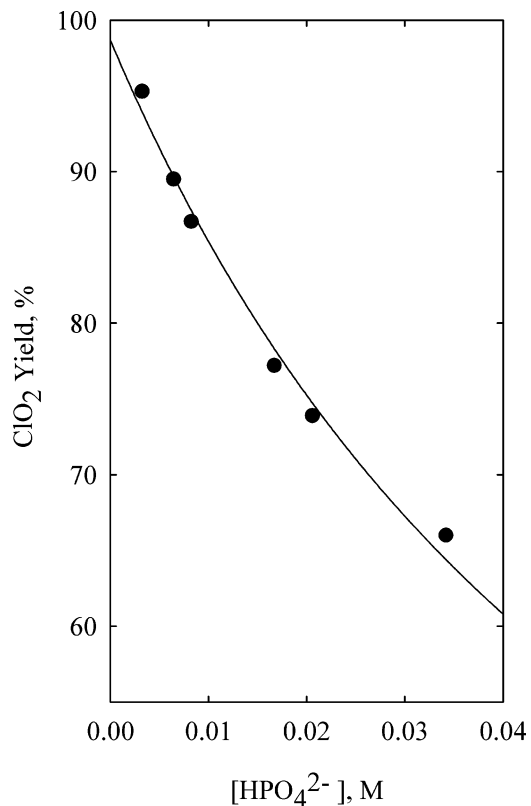
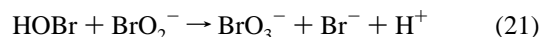
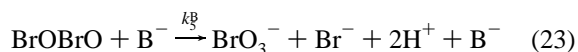


Figure 5. Dependence of ClO_2 yield on $[\text{HPO}_4^{2-}]$ for the $\text{HOBr}/\text{ClO}_2^-$ reaction: $[\text{HOBr}]_{\text{T}} = 0.102 \text{ mM}$, $[\text{ClO}_2^-] = 6.00 \text{ mM}$, $\text{p}[\text{H}^+] = 6.24$, $25.0 \text{ }^\circ\text{C}$, $\mu = 1.0 \text{ M}$, and $\lambda = 359 \text{ nm}$. $k_4^{\text{HPO}_4}/k_3 = 0.19$, $k_4^{\text{H}_2\text{O}}/k_3 = 1.0 \times 10^{-4} \text{ M}$. The solid line is a fit of the data to eq 19.

to produce BrO_3^- with an established stoichiometry (eq 21).²¹ The reaction kinetics are slower than the kinetics of the analogous $\text{HOBr}/\text{ClO}_2^-$ reaction but are still on the stopped-



flow time scale. The present study confirms the rate of the $\text{HOBr}/\text{BrO}_2^-$ reaction but also shows that chloride ion increases the rate. We attribute this acceleration to the $\text{BrCl}/\text{BrO}_2^-$ reaction. As in the $\text{HOBr}/\text{ClO}_2^-$ case, the acceleration levels off at $\sim 0.1 \text{ M Cl}^-$. A mechanism consistent with these findings is proposed in eqs 22 and 23 where BrOBrO is a



steady-state species. BrOBrO is a species similar to the BrOClO proposed in the $\text{HOBr}/\text{ClO}_2^-$ reaction. The reaction in eq 23 is base catalyzed ($\text{B}^- = \text{HPO}_4^{2-}$ or H_2O), as will be discussed later. Products analysis shows that the concentration of BrO_3^- formed is not affected by the presence of chloride ion.

In the present study, we confirm the rate of the $\text{HOBr}/\text{BrO}_2^-$ reaction in the absence of Cl^- and determine its rate in the presence of Cl^- by following the loss of BrO_2^- . To minimize its self-decomposition, BrO_2^- is used as the limiting species. Figure 6a shows data collected with the

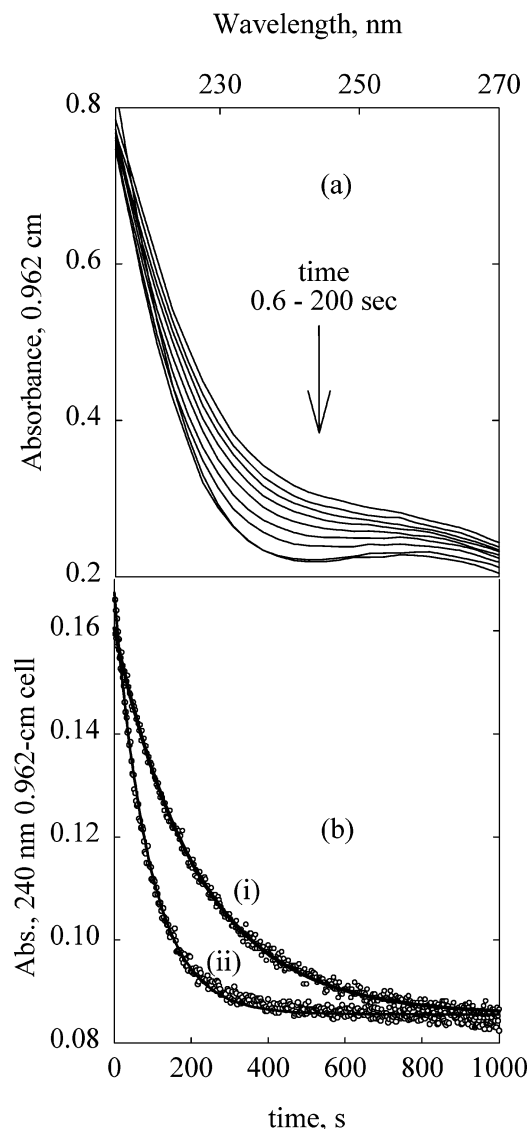


Figure 6. (a) APPSF photodiode array spectra of BrO₂⁻ loss in the BrCl/BrO₂⁻ reaction: [HOBr]_T = 2.52 mM, [Cl⁻] = 15.3 mM, [PO₄]_T = 80 mM, p[H⁺] = 6.28, [BrO₂⁻] = 70 μM, 25.0 °C, and μ = 1.0 M. (b) Kinetic traces for the first-order decay of BrO₂⁻ in (i) 0.0 mM Cl⁻ and (ii) 20 mM Cl⁻: [HOBr]_T = 0.724 mM, [BrO₂⁻] = 70 μM, p[H⁺] = 5.95, [PO₄]_T = 80 mM, 25.0 °C, μ = 1.0 M, and λ = 240 nm. (i) $k_{\text{obsd}}^{\text{Br}} = 4.61(3) \times 10^{-3} \text{ s}^{-1}$ and (ii) $k_{\text{obsd}}^{\text{Br}} = 1.16(1) \times 10^{-2} \text{ s}^{-1}$.

photodiode array for the loss of bromite absorption. This loss follows first-order kinetics (Figure 6b). A step similar to that in eq 11 is not included in the mechanism because a simple first-order dependence in BrO₂⁻ is observed. In a behavior similar to the HOBr/ClO₂⁻ reaction, we find that Cl⁻ increases the rate of BrO₂⁻ loss. Subtraction of the rate constant for the HOBr/BrO₂⁻ reaction ($k_{\text{HOBr/BrO}_2^-}^{\text{Br}} = k_1^{\text{Br}}[\text{HOBr}]_{\text{T}}$) from the observed rate constant ($k_{\text{obsd}}^{\text{Br}}$) yields a rate constant that we attribute to the BrCl/BrO₂⁻ reaction ($k_{\text{BrCl}}^{\text{Br}} = \alpha k_{\text{II}}^{\text{Br}}[\text{HOBr}]_{\text{T}}$) as shown in eqs 24 and 25. The BrCl levels are low under the conditions of this study, [BrCl] < 10⁻⁶ M.

$$\alpha k_{\text{II}}^{\text{Br}} [\text{HOBr}]_{\text{T}} = k_{\text{obsd}}^{\text{Br}} - k_1^{\text{Br}} [\text{HOBr}]_{\text{T}} \quad (24)$$

$$k_{\text{BrCl}}^{\text{Br}} = k_{\text{obsd}}^{\text{Br}} - k_{\text{HOBr/BrO}_2^-}^{\text{Br}} \quad (25)$$

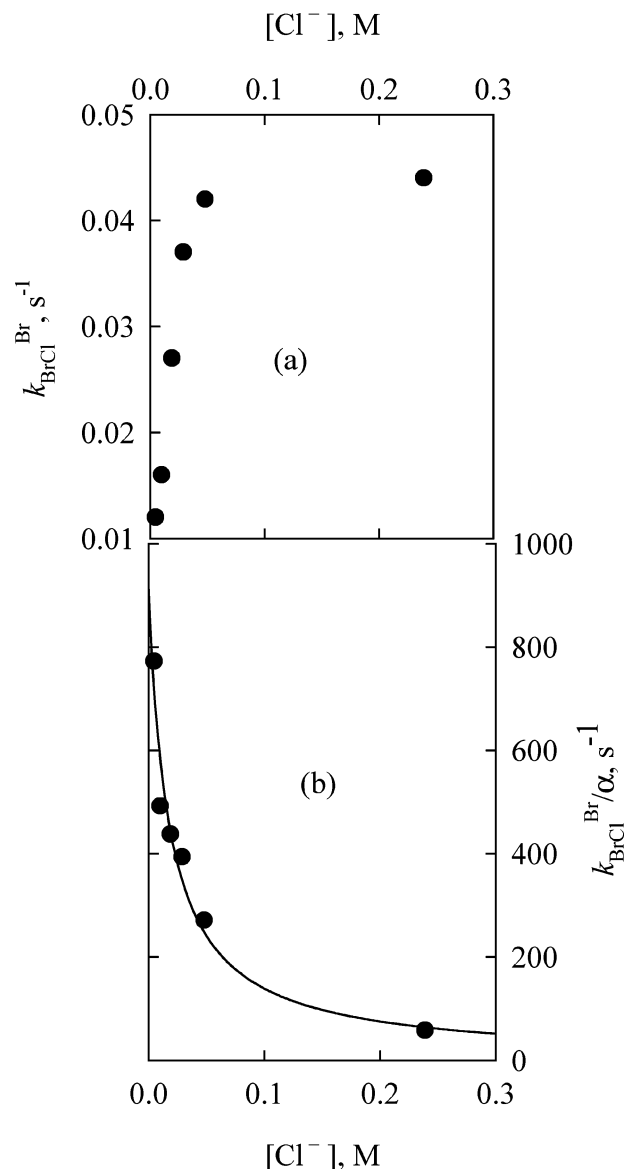


Figure 7. (a) Saturation behavior of the BrCl/BrO₂⁻ reaction upon the addition of Cl⁻. (b) Chloride ion suppression is observed after accounting for the relative concentration of BrCl (i.e., accounting for the α term). The solid line is a fit of the data to eq 26. Conditions: [HOBr]_T = 4.87 mM, p[H⁺] = 6.37, [PO₄]_T = 80 mM, [BrO₂⁻] = 0.1 mM, 25.0 °C, μ = 1.0 M, and λ = 245 nm. $k_2^{\text{Br}} = 1.9(2) \times 10^5 \text{ M}^{-1} \text{ s}^{-1}$, $k_{-2}^{\text{Br}}/k_5^{\text{HPO}_4} = 2.6(6)$.

Table 2 shows the concentrations of Cl₂, BrCl, and Br₂ that are present under these conditions. A [Cl⁻] dependence study shows that the increase in $k_{\text{BrCl}}^{\text{Br}}$ with [Cl⁻] also exhibits saturation behavior (Figure 7a). A [Cl⁻] suppression trend is observed when the relative concentration of BrCl, α, is taken into account (Figure 7b). The term α that was defined in eq 5 is used. The purpose of this term is to define [BrCl] in terms of total HOBr concentration. An increase of [HOBr]_T, which is present in large excess over BrO₂⁻, also increases the $k_{\text{BrCl}}^{\text{Br}}/\alpha$ value (Figure 8). In addition, the results indicate that the BrCl/BrO₂⁻ reaction is base-catalyzed (Figures 9a and 9b). Ion chromatographic data show that BrO₃⁻ is a product of this reaction (Figure S10).

When BrOBrO is treated as a steady-state species, eqs 26–28 are obtained. Equation 26 shows the dependence of $k_{\text{BrCl}}^{\text{Br}}$

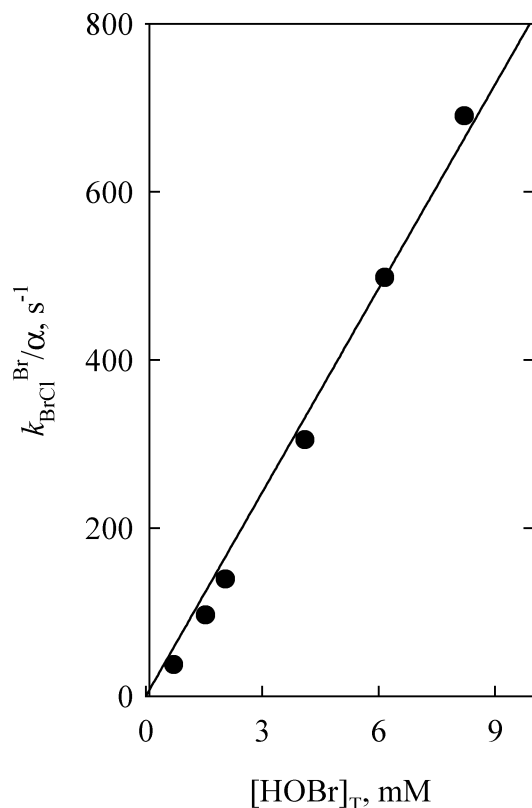


Figure 8. Linear dependence $k_{\text{BrCl}}^{\text{Br}}/\alpha$ on $[\text{HOBr}]_{\text{T}}$. Conditions: $[\text{BrO}_2^-] = 70 \mu\text{M}$, $\text{p}[\text{H}^+] = 5.91$, $[\text{Cl}^-] = 20 \text{ mM}$, $[\text{PO}_4]_{\text{T}} = 80 \text{ mM}$, $25.0 \text{ }^\circ\text{C}$, $\mu = 1.0 \text{ M}$, and $\lambda = 240 \text{ nm}$.

on Cl^- and total hypobromous acid concentrations. The rearrangements of eq 26 to the forms in 27 and 28 show the dependence in H^+ and HPO_4^{2-} concentrations. The solid line

$$\frac{k_{\text{BrCl}}^{\text{Br}}}{\alpha} = \frac{k_2^{\text{Br}}[\text{HOBr}]_{\text{T}}}{1 + \frac{k_{-2}^{\text{Br}}[\text{Cl}^-]}{k_5^{\text{B}}[\text{B}]}} \quad (26)$$

$$\frac{k_{\text{BrCl}}^{\text{Br}}}{\alpha} = \frac{\left(\frac{k_5^{\text{HPO}_4}[\text{PO}_4]_{\text{T}}}{k_{-2}^{\text{Br}}[\text{Cl}^-](1 + [\text{H}^+]/K_a^{\text{HPO}_4})} \right) k_2^{\text{Br}}[\text{HOBr}]_{\text{T}}}{\frac{k_5^{\text{HPO}_4}[\text{PO}_4]_{\text{T}}}{k_{-2}^{\text{Br}}[\text{Cl}^-](1 + [\text{H}^+]/K_a^{\text{HPO}_4})} + 1}} \quad (27)$$

$$\frac{k_{\text{BrCl}}^{\text{Br}}}{\alpha} = \frac{\left(\frac{k_5^{\text{HPO}_4}[\text{HPO}_4^{2-}]}{k_{-2}^{\text{Br}}[\text{Cl}^-]} \right) k_2^{\text{Br}}[\text{HOBr}]_{\text{T}}}{\frac{k_5^{\text{HPO}_4}[\text{HPO}_4^{2-}]}{k_{-2}^{\text{Br}}[\text{Cl}^-]} + 1}} \quad (28)$$

in Figure 7b shows the fit of the data to eq 26, which yields $k_2^{\text{Br}} = 1.9(2) \times 10^5 \text{ M}^{-1} \text{ s}^{-1}$ and $k_{-2}^{\text{Br}}/k_5^{\text{B}} = 60(20) \text{ M}^{-1}$. Similarly, experimental data in Figure 8 fit to eq 26 as $[\text{HOBr}]_{\text{T}}$ is increased. A linear fit of the data in Figure 8 gives a slope of $8.1(2) \times 10^4 \text{ M}^{-1} \text{ s}^{-1}$. We find the reaction in eq 23 to be catalyzed by the basic form of phosphate, HPO_4^{2-} , and the data in Figures 9a and 9b fit the rate expressions in eq 27 and 28 (solid lines). From the

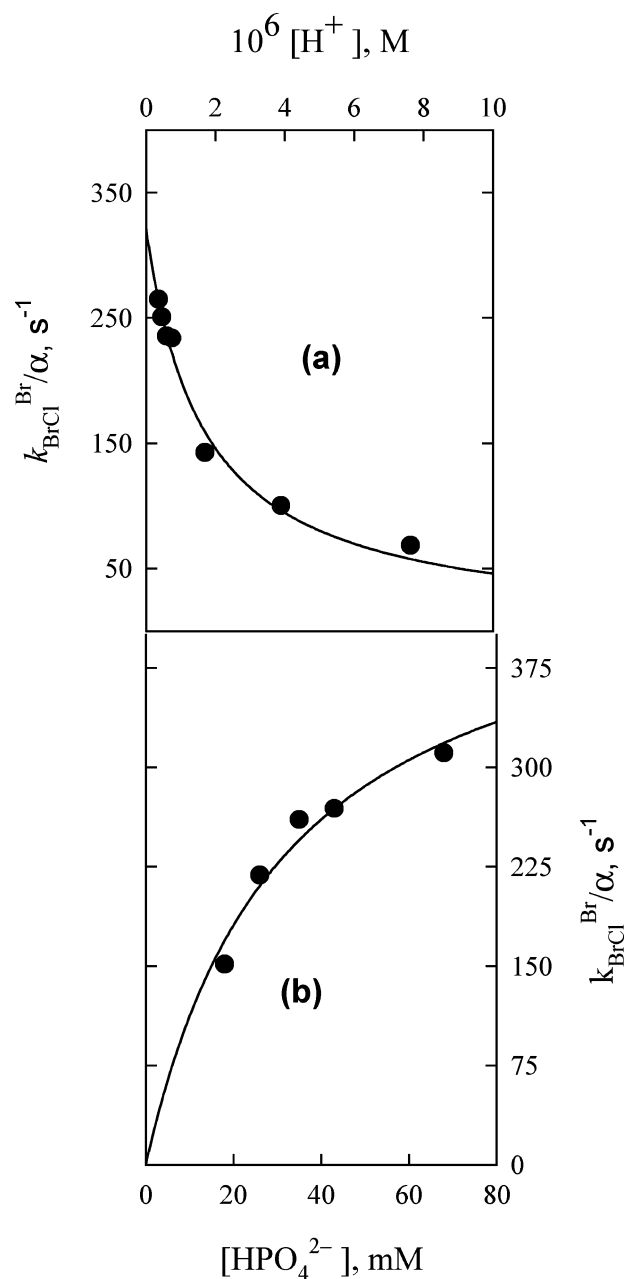


Figure 9. (a) Acid suppression of the $\text{BrCl}/\text{BrO}_2^-$ reaction. Conditions: $[\text{HOBr}]_{\text{T}} = 2.87 \text{ mM}$, $[\text{Cl}^-] = 15.3 \text{ mM}$, $[\text{BrO}_2^-] = 0.1 \text{ mM}$, $[\text{PO}_4]_{\text{T}} = 80 \text{ mM}$, $25.0 \text{ }^\circ\text{C}$, $\mu = 1.0 \text{ M}$, and $\lambda = 245 \text{ nm}$. The solid line is a fit of the data to eq 27. (b) The rate of the $\text{BrCl}/\text{BrO}_2^-$ reaction is accelerated by the basic form of phosphate buffer. $[\text{HOBr}]_{\text{T}} = 2.78 \text{ mM}$, $\text{p}[\text{H}^+] = 5.99(2)$, $[\text{Cl}^-] = 15.3 \text{ mM}$, $[\text{BrO}_2^-] = 0.1 \text{ mM}$, $25.0 \text{ }^\circ\text{C}$, $\mu = 1.0 \text{ M}$, and $\lambda = 245 \text{ nm}$. The solid line is a fit of the data to eq 28.

dependence in $[\text{HOBr}]_{\text{T}}$, $[\text{H}^+]$, $[\text{HPO}_4^{2-}]$, and $k_2^{\text{Br}} = 1.9(2) \times 10^5 \text{ M}^{-1} \text{ s}^{-1}$, the value of $k_{-2}^{\text{Br}}/k_5^{\text{HPO}_4}$ is 2.6(6).

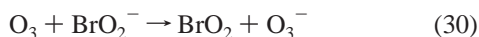
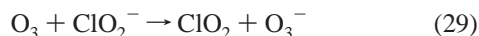
Comparison of BrCl/Bromite and BrCl/Chlorite Reactions. We propose that reactions of both $\text{BrCl}/\text{ClO}_2^-$ and $\text{BrCl}/\text{BrO}_2^-$ proceed by Br^+ transfer mechanisms to form BrOXO and Cl^- (eqs 10 and 22). The $\text{BrCl}/\text{ClO}_2^-$ reaction is 27.4 times faster than the $\text{BrCl}/\text{BrO}_2^-$ reaction. This kinetic behavior is attributed to the relative stabilities of BrOCIO versus BrOBrO . Gas-phase calculations by Guha and Francisco³¹ show that BrOCIO is thermodynamically favored over

(31) Guha, S.; Francisco, J. S. *J. Phys. Chem. A* **1997**, *101*, 5347–5359.

Table 3. Summary of Constants for BrCl/BrO₂⁻ and BrCl/ClO₂⁻ Reactions

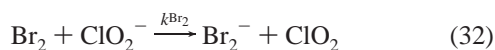
constants	values
k_2^{Cl}	$5.2(1) \times 10^6 \text{ M}^{-1} \text{ s}^{-1}$
$k_4^{\text{HPO}_4}/k_3$	0.19
$k_4^{\text{H}_2\text{O}}/k_3$	$1.0 \times 10^{-4} \text{ M}$
k_{-2}^{Cl}/k_3	0.59(3)
$k_{-2}^{\text{Cl}}/k_4^{\text{HPO}_4}$	3.1(2)
$k_{-2}^{\text{Cl}}/k_4^{\text{H}_2\text{O}}$	$5.9(3) \times 10^3 \text{ M}^{-1}$
k_2^{Br}	$1.9(2) \times 10^5 \text{ M}^{-1} \text{ s}^{-1}$
$k_{-2}^{\text{Br}}/k_5^{\text{HPO}_4}$	2.6(6)
$k_{-2}^{\text{Br}}/k_5^{\text{H}_2\text{O}}$	negligible

BrOBrO. Table 3 summarizes all the constants obtained for the BrCl/BrO₂⁻ and BrCl/ClO₂⁻ reactions. The BrCl/XO₂⁻ reactions proceed by a different mechanism than the O₃/XO₂⁻ reactions.¹⁸ However, both BrCl and O₃ react with ClO₂⁻ at a greater rate than with BrO₂⁻. Nicoson et al. attributed the greater rate of electron transfer in O₃/ClO₂⁻, relative to that in O₃/BrO₂⁻, to the stability of the initial product, ClO₂ (eqs 29 and 30).¹⁸ In the current study, the stability of BrOCIO



over BrOBrO leads to a larger rate constant for the BrCl/ClO₂⁻ case. The suppression by Cl⁻ in the overall reactions (Figures 2b and 7b) provides evidence that Br⁺ transfer rather than electron transfer is the process by which BrCl/XO₂⁻ reactions proceed.

Comparison of Molecular Halogen Reactions. There is a need to establish whether Br₂ and Cl₂, which are present at low levels along with BrCl, contribute to the observed reaction rate under our experimental conditions. The rate constants for ClO₂⁻ reactions with Cl₂ and Br₂ have been reported.^{32,33} The concentrations of Br₂ and Cl₂ present in the BrCl/ClO₂⁻ system are calculated using our algorithm as detailed in Table 1 and Supporting Information Appendix A. Nicoson and Margerum³² reported a $k^{\text{Cl}_2} = 5.7(2) \times 10^5 \text{ M}^{-1} \text{ s}^{-1}$ for Cl₂/ClO₂⁻ (eq 31), whereas Tóth and Fábrián³³ reported $k^{\text{Br}_2} = 1.3(2) \times 10^3 \text{ M}^{-1} \text{ s}^{-1}$ for the Br₂/ClO₂⁻ reaction (eq 32). By use of the molecular halogen concentra-



tions in Table 2 and the rate constants for X₂/ClO₂⁻ reactions, we find that the effects of Br₂ and Cl₂ on the BrCl/ClO₂⁻ reaction are negligible.

We can compare the reactivity of molecular halogens with ClO₂⁻ on the basis of the electrophilicity scale described by Jia et al.⁶ In that study Jia et al. found that the rate of N₂H₅⁺/XY (X = Br or Cl; Y = I, Br, or Cl) was dependent on the energetics of both the new N–X bond formation and the

Y⁻ loss. The Lewis acid strength has a less important contribution on the rate. The rate constants for X₂/ClO₂⁻ are in agreement with the electrophilicity scale where BrCl(8.9) > Cl₂(8.2) > Br₂(7.3). However, the fact that electron transfer is the dominant pathway for Br₂ implies that if a Br⁺ transfer mechanism existed for Br₂/ClO₂⁻ it must be negligible with a rate constant much smaller than $k^{\text{Br}_2} = 1.3 \times 10^3 \text{ M}^{-1} \text{ s}^{-1}$.

The BrCl/BrO₂⁻ reaction is also compared to the Cl₂/BrO₂⁻ and Br₂/BrO₂⁻ systems (eqs 33 and 34). Similar to the ClO₂⁻ case, we find that the reactions in eq 33 ($k^{\text{Cl/Br}} = 8.7 \times 10^5 \text{ M}^{-1} \text{ s}^{-1}$)²⁰ and in eq 34 ($k^{\text{Br/Br}} = 58.4 \text{ M}^{-1} \text{ s}^{-1}$)³²



have negligible effects on the BrCl/BrO₂⁻ study. When comparing the reactions of BrO₂⁻ with Cl₂, BrCl, and Br₂, a trend similar to that of X₂/ClO₂⁻ is not observed. The order of Cl₂ and BrCl is reversed. We attribute this inconsistency to the greater stability of the interhalogen intermediate, BrOCIO, in the Cl₂/BrO₂⁻ reaction over BrOBrO for the BrCl/BrO₂⁻ and Br₂/BrO₂⁻ reactions, respectively. This is in agreement with what has been discussed in an earlier section regarding the difference in the rate of the BrCl reactions with bromite and chlorite ions.

Characteristics of XOXO Molecules. Several authors have proposed the presence of ClOCIO^{31,34} and BrOCIO^{31,33,35} as intermediates in the gas phase and in solution. In the current study we propose BrOCIO as an intermediate in the BrCl/ClO₂⁻ reaction. We also introduce BrOBrO as the analogous intermediate for the BrCl/BrO₂⁻ reaction. These are proposed as steady-state intermediates as opposed to previous studies in which the intermediates were kinetically metastable species that reacted very rapidly to give products.^{22,32,36} The distinction of the BrOCIO and BrOBrO species as steady-state intermediates in this case is a result of an appreciable reverse path (k_{-2}) that is in competition with the forward path (k_3 and k_5) to give products. In other systems^{22,32,36} BrOCIO and BrOBrO were reactive intermediates that were not restricted to the steady-state approximation because the reverse path was not appreciable compared to the forward path. Yet these intermediates were required to give the observed reaction products.

As the evidence in the HOCl/BrO₂⁻ study indicates,²⁰ BrOCIO has a chainlike structure. We also favor the chainlike structure for BrOBrO rather than a Y-shaped form. On the basis of the electrophile/nucleophile argument, it is more likely for the more electronegative O atoms of BrO₂⁻, the nucleophile, to attack the electrophilic bromine of BrCl to displace Cl⁻. Such interaction would form a chainlike structure analogous to that of the BrOCIO intermediate.

(34) Taube, H.; Dodgen, H. *J. Am. Chem. Soc.* **1949**, *71*, 3330–3336.

(35) Schmitz, G.; Rooze, H. *Can. J. Chem.* **1987**, *65*, 497–501.

(36) Jia, Z.; Margerum, D. W.; Francisco, J. S. *Inorg. Chem.* **2000**, *39*, 2614–2620.

(32) Nicoson, J. S.; Margerum, D. W. *Inorg. Chem.* **2002**, *41*, 342–347.

(33) Tóth, Z.; Fábrián, I. *Inorg. Chem.* **2000**, *39*, 4608–4614.

Conclusions

This work shows that chloride ion catalyzes $\text{HOBr}/\text{XO}_2^-$ reactions. The catalysis is proposed to proceed through a BrCl intermediate. Although BrCl is present in small concentrations in the systems, it has a significant effect on the rates of the studied reactions. The results are in agreement with previous reports that discuss the role of BrCl as a reactive species in ozone depletion and in drinking water disinfection.^{1,2} The findings in this study also serve as a cautionary reminder that researchers should not use NaCl to control ionic strength. High levels of chloride can lead to

the formation of the highly reactive BrCl if the system includes bromine-containing species.

Acknowledgment. This work was supported by National Science Foundation grant CHE-0139876. We thank Dr. Lu Wang for her contribution to the preparation and purification of NaBrO_2 .

Supporting Information Available: Supplemental kinetic and stoichiometric data and an algorithm for $[\text{BrCl}]$ calculation. This material is available free of charge via the Internet at <http://pubs.acs.org>.

IC048982M